


# STARON® Metallic Series

## Characteristics of Metallic Series

Metallic series has the unique patterns which contain pearl particulates that are shaped flat and tend to float on the surface. These particulates come with directional pattern due to unique distribution method in production. As a result, reflections in particulates may vary depending on light and view angles.

## Color list of Metallic Series

Quarry Starred, Quarry Minette  
 Metallic Yukon, Metallic Satingold  
 Metallic Sleeksilver, Bronzestar  
 Caviar, Copperplate, Igneous




## Fabrication Remark

There are two major potential issues as described below


### ① Drop Edge

Due to absence of particulates in where sheet is cut, typical drop edge build-up may result in visual seam



### ② Deck Seaming

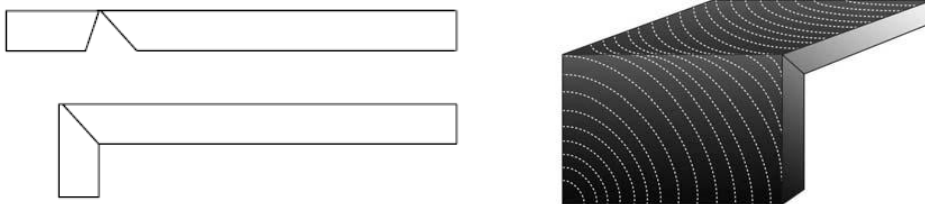
Due to directionality of particulate distributed, it may result in visual seam if decks are seamed counter directional



# STARON® Metallic Series

## Recommended Fabrication

- ① The recommended edge build-up method for Metallic series is a 45 degree V-grooving edges build-up, as illustrated below



- ② Prior to fabrication, mark arrows on the top of the sheet running parallel to the LOT No. found on the side of the sheet. Then, each piece must be seamed in the same direction of the arrow marked, as illustrated below ;

Product



Recommended



Greatest change  
For  
Pattern  
irregularities



The variation of the particulate distribution pattern between two separate pieces seamed together may be obvious and easy to notice if not fabricated as suggested in this technical bulletin, On your Metallic project we strongly suggest that you experiment, prior to actual fabrication, with the methods and procedures described above.